



Tool Inventory and Picture Guide

Updated June 2017

Below is an inventory of the tools available for lending. To see pictures, scroll down through pp. 3-5 of this document. If you would like to check out a tool, please review the information in the [Tool Lending](#) section of the Forsyth Community Gardening website, particularly our Tool Use Policy and Tool Lending Form. Happy tilling, weeding, cultivating, digging, pruning, seeding, and raking!

Please note: The Stihl MM55 tiller we have available can only cultivate the top 3 inches of soil. If you need to break fresh ground, please contract with a farmer to plow your site. If you need to incorporate soil amendments or cover crops, please rent a larger tiller from a hardware store.



Tool	Quantity	Uses and Notes
Tiller		
Stihl MM55 Yard Boss	1	<ul style="list-style-type: none"> Cultivate/till top 3 inches of soil (cannot break fresh ground)
Hoes		
2-Prong Hoe	3	<ul style="list-style-type: none"> Clear and chop weeds
Cultivator Hoe	3	<ul style="list-style-type: none"> Clear and chop weeds Prepare beds
Garden Hoe	4	<ul style="list-style-type: none"> Scrape small weeds Shape beds
Scuffle Hoe	1	<ul style="list-style-type: none"> Weed in top quarter-inch of soil (small weeds)
Warren Hoe	2	<ul style="list-style-type: none"> Weed Create furrows for planting
Cultivation Tools		
4-tine Cultivator	1	<ul style="list-style-type: none"> Cultivate, weed, and aerate soil Cultivate soil in preparation for broadcast seeding, and rake in cover crop seed beneath standing food crops
Bed Preparation Rake	1	<ul style="list-style-type: none"> Broad (30"), lightweight rake for shaping and smoothing loose soil into in-ground beds for planting
Broadfork	1	<ul style="list-style-type: none"> Break up densely packed soil

Cultivation Tools, Cotnined		
Garden Rake	6	<ul style="list-style-type: none"> Remove rocks and debris from planting areas Shape and smooth beds Cultivate soil in preparation for broadcast seeding , and rake in cover crop seed over larger areas
Garden Weasel	1	<ul style="list-style-type: none"> Prepare beds and aerate the top half-inch of soil
Digging Tools (Shovels, Forks, etc.)		
Digging shovel	6	<ul style="list-style-type: none"> Dig holes, e.g., for transplants (pointed head)
Garden spade	1	<ul style="list-style-type: none"> Edge beds Dig holes for transplants
Scoop shovel	1	<ul style="list-style-type: none"> Move rocks and gravel (not for digging)
Transfer shovel	2	<ul style="list-style-type: none"> Scrape ground and move soil (square head)
Pitchfork	2	<ul style="list-style-type: none"> Dig and loosen soil (e.g., to remove deeply rooted weeds) Move loose material (hay, straw, etc.)
Spading Fork	2	<ul style="list-style-type: none"> Dig and loosen soil (e.g., to remove deeply rooted weeds) Dig potatoes (but be careful!)
Pick Mattock	1	<ul style="list-style-type: none"> Chop and dig in compacted soils
Post Hole Digger	2	<ul style="list-style-type: none"> Dig round holes to set posts
Cutting and Pruning Tools		
Grass Hook	1	<ul style="list-style-type: none"> Cut down tall weeds or cover crops
Hedge Shears	6	<ul style="list-style-type: none"> Best tool for cutting down & chopping up cover crops
Lopping Shears	1	<ul style="list-style-type: none"> Cut small branches
Pruning Shears	8	<ul style="list-style-type: none"> Cut small branches Harvest fruit
Sling Blade Tool	1	<ul style="list-style-type: none"> Cut down tall weeds or cover crops
Misc		
Earthway seeder	1	<ul style="list-style-type: none"> Direct seed large areas
Leaf rake	3	<ul style="list-style-type: none"> Rake leaves or cut grass into piles
Wheelbarrow	3	<ul style="list-style-type: none"> Move soil, mulch, etc.







TILLER









HOES

<p>2-Prong Hoe</p>  A 2-prong hoe with a long wooden handle and a metal head with two sharp, curved prongs.	<p>Cultivator Hoe</p>  A cultivator hoe with a long wooden handle and a metal head with two curved prongs and a central blade.	<p>Garden Hoe</p>  A garden hoe with a long wooden handle and a metal head with a single, flat, rectangular blade.
<p>Scuffle Hoe</p>  A scuffle hoe with a long wooden handle and a metal head with a flat, rectangular blade and a curved metal frame at the bottom.	<p>Warren Hoe</p>  A Warren hoe with a long wooden handle and a metal head with a flat, rectangular blade and a curved metal frame at the bottom.	


CULTIVATION TOOLS

<p>4-tine cultivator</p> 	<p>Bed Preparation Rake</p>  	
<p>Broadfork</p> 	<p>Garden Rake</p> 	<p>Garden Weasel</p> 

DIGGING TOOLS (shovels, forks, etc.)

<p>Digging Shovel</p> 	<p>Garden Spade</p> 	<p>Scoop Shovel</p> 
<p>Transfer Shovel</p> 	<p>Pitchfork</p> 	<p>Spading Fork</p> 

DIGGING TOOLS (shovels, forks, etc. -- continued from previous page)



CUTTING AND PRUNING TOOLS



MISC

